

Fund facts

as at September 30, 2023

Asset class: Foreign equity

Fund code: USIXG

Asset category: U.S. equity

Fund inception date: February 2013

Segregated fund size: \$169.57 million

Total fund operating expenses

2022	2021	2020
0.033%	0.033%	0.033%

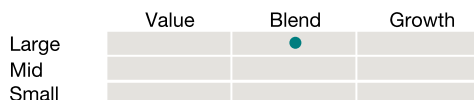
Volatility meter

The fund has average volatility relative to all asset classes.



The fund has average volatility relative to the fund's asset class.

Equity style and capitalization overview



The fund is invested in large-capitalization, blend stocks on average.

Investment manager

[Mackenzie Investments](#)

Investment management style

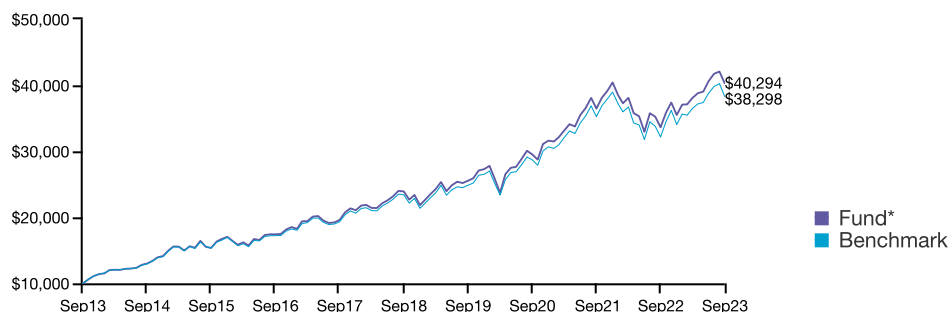
The Fund uses a passive management strategy meant to emulate the performance of the S&P 500 Index.

Fund objective

The Fund is managed to obtain a return that approximates the performance of the S&P 500 Index.

Historical performance as at September 30, 2023

This graph shows how a \$10,000 investment in this fund, on September 16, 2013 would be worth \$40,294 on September 15, 2023; compared to the benchmark which would be worth \$38,298 over that time period. Benchmark: 100% S&P 500 Index (Net)



Compound returns as at September 30, 2023

	3 mth	1 year	2 year**	3 year**	4 year**	5 year**	10 year**
Fund*	-0.79%	19.79%	5.10%	10.91%	12.08%	10.99%	14.95%
Benchmark	-1.29%	19.06%	4.24%	10.08%	11.41%	10.33%	14.37%

** Stated on an annualized basis

Calendar year returns

	YTD	2022	2021	2020	2019	2018
Fund*	13.49%	-12.20%	27.87%	15.87%	24.92%	3.64%
Benchmark	12.41%	-12.59%	27.07%	15.69%	24.09%	3.62%

* Any performance shown prior to the fund's inception date is that of the underlying fund and is considered representative of this fund's performance.


Composition



Equity industry



Geographic split



Top holdings as at September 30, 2023

Apple Inc.	7.0%
Microsoft Corp.	6.5%
Amazon.com Inc.	3.2%
NVIDIA Corp.	2.9%
Alphabet Inc. Cl A	2.1%
Tesla Inc.	1.9%
Meta Platforms Inc. Cl A	1.8%
Alphabet Inc. Cap Stk Cl C	1.8%
Berkshire Hathaway Inc. Cl B New	1.8%
Exxon Mobil Corp.	1.3%
Total	30.3%

Fund reports are produced by Transmission Media. Canada Life and design are trademarks of The Canada Life Assurance Company. The investment funds described in this report are Canada Life segregated funds. The fund operating expenses shown do not include applicable taxes. The indicated fund performance reflects changes in unit value and reinvestment of all distributions and is after deduction of all fund operating expenses and applicable taxes, but before deduction of investment management fees and applicable taxes. The historical performance shown is that of the Canada Life segregated fund or the underlying third-party fund. Past performance doesn't indicate future performance. For more information on the fund, call us at 1-800-724-3402.