

Fund facts

as at December 31, 2022

Asset class: Foreign equity

Fund code: USDVG

Asset category: U.S. equity

Fund inception date: November 2014

Segregated fund size: \$463.1 million

Total fund operating expenses

2021	2020	2019
0.033%	0.033%	0.033%

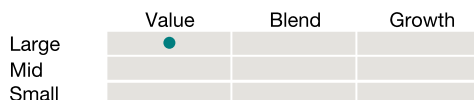
Volatility meter

The fund has average volatility relative to all asset classes.



The fund is less volatile than the average within the fund's asset class.

Equity style and capitalization overview



The fund is invested in large-capitalization,

Investment manager

[Mackenzie Investments](#)

Investment management style

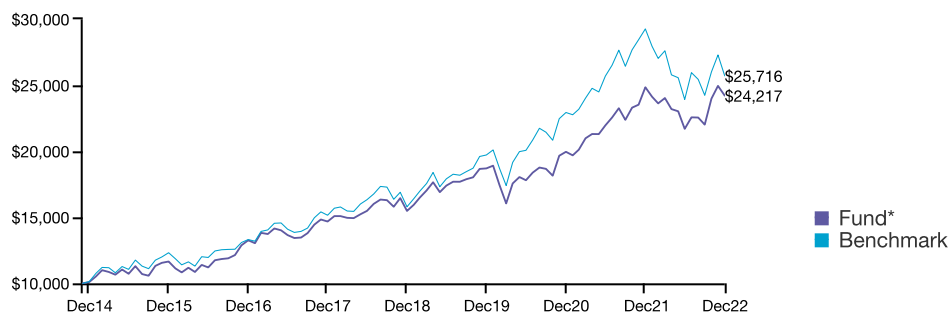
The Mackenzie GLC Team blends top-down macro-level analysis with fundamental bottom-up stock analysis. We seek to identify industry risks, competitive opportunities and macro trends to influence sector allocations.

Fund objective

The Fund seeks to provide income and long-term capital growth by investing primarily in dividend yielding U.S. securities.

Historical performance as at December 31, 2022

This graph shows how a \$10,000 investment in this fund, on November 16, 2014 would be worth \$24,217 on December 16, 2022; compared to the benchmark which would be worth \$25,716 over that time period. Benchmark: 100% S&P 500 Index



Compound returns as at December 31, 2022

	3 mth	1 year	2 year**	3 year**	4 year**	5 year**	10 year**
Fund*	9.96%	-2.56%	10.14%	8.99%	11.83%	10.53%	n/a
Benchmark	6.07%	-12.16%	5.87%	9.25%	12.95%	11.15%	16.08%

** Stated on an annualized basis

Calendar year returns

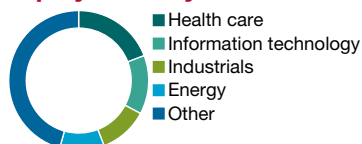
	YTD	2021	2020	2019	2018	2017
Fund*	-2.56%	24.49%	6.72%	20.81%	5.47%	10.71%
Benchmark	-12.16%	27.61%	16.32%	24.84%	4.23%	13.83%

* Any performance shown prior to the fund's inception date is that of the underlying fund and is considered representative of this fund's performance.

Composition



Equity industry



Geographic split



Top holdings as at December 31, 2022

Merck & Co. Inc.	2.9%
McDonald's Corp.	2.8%
AbbVie Inc.	2.8%
Chevron Corp.	2.8%
Elevance Health Inc.	2.8%
Eli Lilly & Co.	2.7%
Northrop Grumman Corp.	2.5%
Exxon Mobil Corp.	2.4%
Sempra Energy	2.4%
Coca-Cola Co. (The)	2.4%
Total	26.5%