

Fund facts

as at December 31, 2022

Asset class: Canadian equity

Fund code: CCEF

Asset category: Canadian equity

Fund inception date: January 2009

Segregated fund size: \$337.88 million

Underlying fund: Fidelity Canadian Core Equity Institutional Trust

Underlying fund size: n/a

Total fund operating expenses

| 2021 | 2020 | 2019 |
|--------|--------|--------|
| 0.068% | 0.067% | 0.067% |

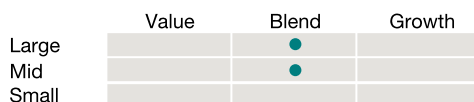
Volatility meter

The fund has average volatility relative to all asset classes.



The fund is less volatile than the average within the fund's asset class.

Equity style and capitalization overview



The fund is invested in mid-to-large-capitalization, blend stocks on average.

Investment manager

[Fidelity Investments Canada](#)

Investment management style

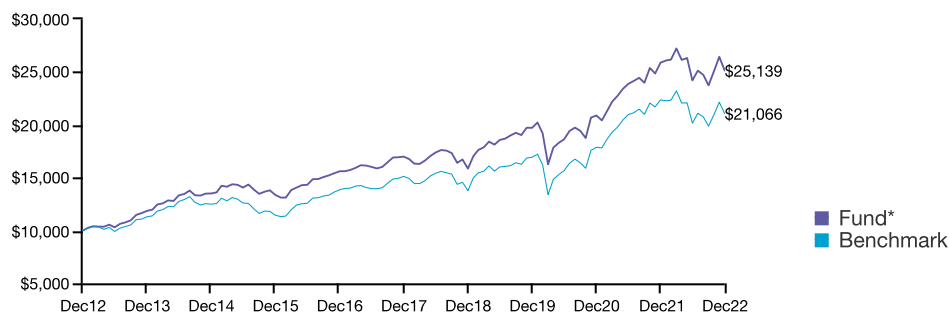
The Fund follows an active management style. The primary emphasis is on providing excess return relative to the S&P/TSX Composite Capped Index through individual stock selection, while maintaining similar style characteristics and sector weights as the Index. The available investment universe is composed of stocks rated attractive by the firm's Canadian equity analysts.

Fund objective

To seek long-term capital appreciation by investing in a diversified portfolio of Canadian equities.

Historical performance as at December 31, 2022

This graph shows how a \$10,000 investment in this fund, on December 17, 2012 would be worth \$25,139 on December 16, 2022; compared to the benchmark which would be worth \$21,066 over that time period. Benchmark: 100% S&P/TSX Capped Composite Index



Compound returns as at December 31, 2022

| | 3 mth | 1 year | 2 year** | 3 year** | 4 year** | 5 year** | 10 year** |
|-----------|-------|--------|----------|----------|----------|----------|-----------|
| Fund* | 5.86% | -2.94% | 9.68% | 8.42% | 12.20% | 8.14% | 9.66% |
| Benchmark | 5.96% | -5.84% | 8.53% | 7.54% | 11.19% | 6.85% | 7.74% |

** Stated on an annualized basis

Calendar year returns

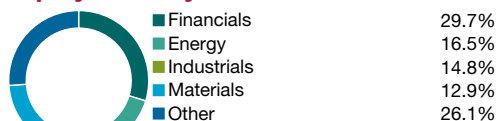
| | YTD | 2021 | 2020 | 2019 | 2018 | 2017 |
|-----------|--------|--------|-------|--------|--------|-------|
| Fund* | -2.94% | 23.95% | 5.93% | 24.35% | -6.69% | 8.90% |
| Benchmark | -5.84% | 25.09% | 5.60% | 22.88% | -8.89% | 9.10% |

* Any performance shown prior to the fund's inception date is that of the underlying fund and is considered representative of this fund's performance.

Composition



Equity industry



Geographic split



Top holdings as at December 31, 2022

| | |
|---|--------------|
| Royal Bank of Canada | 8.7% |
| Toronto-Dominion Bank Com New | 7.3% |
| Canadian Pacific Railway Ltd. | 6.0% |
| Canadian Natural Resources Ltd. | 4.9% |
| Brookfield Corporation VtgCl A | 3.4% |
| Canadian National Railwaypany | 3.3% |
| Constellation Software Inc. | 3.2% |
| Rogers Communications Inc. Cl B Non Vtg | 3.1% |
| Dollarama Inc. | 3.1% |
| Suncor Energy Inc. | 3.0% |
| Total | 46.0% |

Fund reports are produced by Transmission Media. Canada Life and design are trademarks of The Canada Life Assurance Company. The investment funds described in this report are Canada Life segregated funds. The fund operating expenses shown do not include applicable taxes. The indicated fund performance reflects changes in unit value and reinvestment of all distributions and is after deduction of all fund operating expenses and applicable taxes, but before deduction of investment management fees and applicable taxes. The historical performance shown is that of the Canada Life segregated fund or the underlying third-party fund. Past performance doesn't indicate future performance. For more information on the fund, call us at 1-800-724-3402.