

Fund facts

as at December 31, 2022

Asset class: Canadian equity

Fund code: LLEG

Asset category: Canadian equity

Fund inception date: December 2000

Segregated fund size: \$91.74 million

Total fund operating expenses

2021	2020	2019
0.033%	0.033%	0.033%

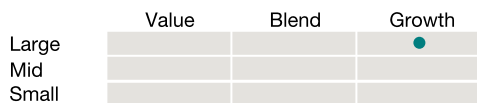
Volatility meter

The fund has average volatility relative to all asset classes.



The fund is less volatile than the average within the fund's asset class.

Equity style and capitalization overview



The fund is invested in large-capitalization, growth stocks on average.

Investment manager

[Mackenzie Investments](#)

Investment management style

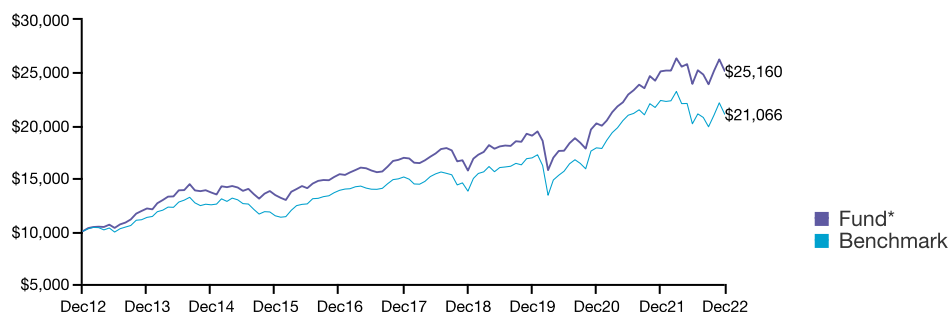
The investment manager seeks companies with policies and practices reflecting environmental awareness, progressive labour policies and positive contributions to the communities where they operate. Using a top-down approach, investments are chosen by focusing first on broad economic trends, followed by choosing companies in sectors of the economy that are expected to benefit from these trends.

Fund objective

To provide long-term capital growth with moderate income. The Fund invests primarily in the shares of publicly traded Canadian companies that conduct their business operations in a socially responsible manner and show strong growth prospects; with some exposure to foreign companies that meet these criteria.

Historical performance as at December 31, 2022

This graph shows how a \$10,000 investment in this fund, on December 17, 2012 would be worth \$25,160 on December 16, 2022; compared to the benchmark which would be worth \$21,066 over that time period. Benchmark: 100% S&P/TSX Composite Index



Compound returns as at December 31, 2022

	3 mth	1 year	2 year**	3 year**	4 year**	5 year**	10 year**
Fund*	5.25%	0.12%	11.59%	9.74%	12.45%	8.23%	9.67%
Benchmark	5.96%	-5.84%	8.53%	7.54%	11.19%	6.85%	7.74%

** Stated on an annualized basis

Calendar year returns

	YTD	2021	2020	2019	2018	2017
Fund*	0.12%	24.38%	6.13%	21.00%	-7.14%	10.07%
Benchmark	-5.84%	25.09%	5.60%	22.88%	-8.89%	9.10%

* Any performance shown prior to the fund's inception date is that of the underlying fund and is considered representative of this fund's performance.


Composition



Equity industry



Geographic split



Top holdings as at December 31, 2022

Royal Bank of Canada	7.7%
Toronto-Dominion Bank Com New	6.0%
Bank of Montreal	5.8%
Canadian Pacific Railway Ltd.	4.5%
Canadian National Railwaypany	3.7%
Intact Financial Corporation	3.2%
Canadian Natural Resources Ltd.	3.1%
Enbridge Inc.	2.6%
Agnico-Eagle Mines Ltd.	2.6%
Rogers Communications Inc. Cl B Non Vtg	2.5%
Total	41.7%

Fund reports are produced by Transmission Media. Canada Life and design are trademarks of The Canada Life Assurance Company. The investment funds described in this report are Canada Life segregated funds. The fund operating expenses shown do not include applicable taxes. The indicated fund performance reflects changes in unit value and reinvestment of all distributions and is after deduction of all fund operating expenses and applicable taxes, but before deduction of investment management fees and applicable taxes. The historical performance shown is that of the Canada Life segregated fund or the underlying third-party fund. Past performance doesn't indicate future performance. For more information on the fund, call us at 1-800-724-3402.